

VSUN330-60M-BB

330W

Highest power output

19.82%

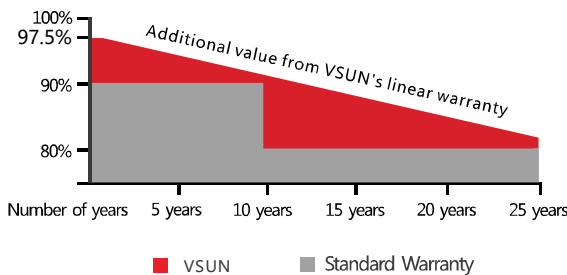
Module efficiency

12years

Material & Workmanship warranty

25years

Linear power output warranty



Munich RE 



PERC Cell Technology



Higer output power



Beautifule appearance with back frame and black backsheet



Positive tolerance offer



Good temperature coefficient enables higher output in high temperature regions



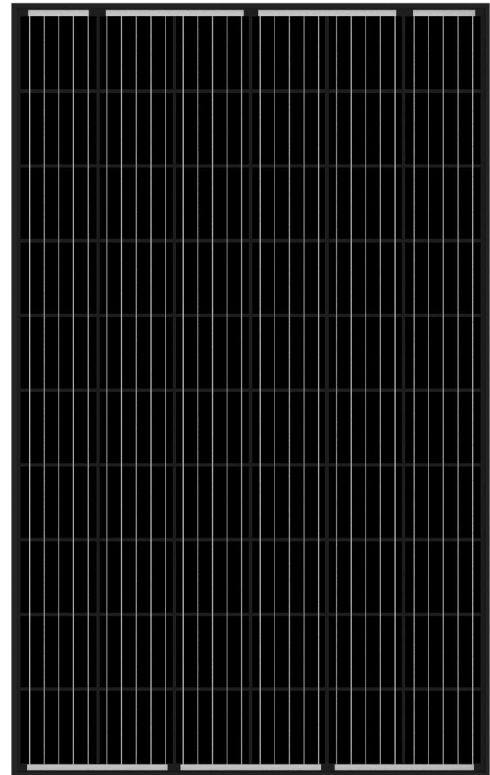
Excellent performance under low light conditions



Certified for salt/ammonia corrosion resistance



Load certificates: wind to 2400Pa and snow to 5400Pa



VSUN, a BNEF Tier-1 PV module manufacturer invested by Fuji Solar, has been committed to providing greener, cleaner and more intelligent renewable energy solutions. VSUN is dedicated to bringing reliable, customized and high-efficient products into various markets and customers worldwide



Electrical Characteristics at Standard Test Conditions(STC)

Module Type	VSUN330-60M-BB	VSUN325-60M-BB	VSUN320-60M-BB	VSUN315-60M-BB
Maximum Power - Pmax (W)	330	325	320	315
Open Circuit Voltage - Voc (V)	40.9	40.7	40.6	40.4
Short Circuit Current - Isc (A)	10.34	10.24	10.12	10.01
Maximum Power Voltage - Vmpp (V)	33.8	33.6	33.4	33.2
Maximum Power Current - Imp (A)	9.77	9.68	9.59	9.49
Module Efficiency	19.82%	19.52%	19.22%	18.92%

Standard Test Conditions (STC): irradiance 1,000 W/m²; AM 1.5; Cell temperature 25°C. Pmax Sorting : 0~5W. Measuring Tolerance: ±3%.

Remark: Electrical data do not refer to a single module and they are not part of the offer. They only serve for comparison among different module types.

Electrical Characteristics at Normal Operating Cell Temperature(NOCT)

Module Type	VSUN330-60M-BB	VSUN325-60M-BB	VSUN320-60M-BB	VSUN315-60M-BB
Maximum Power - Pmax (W)	244	240.3	236.7	232.9
Open Circuit Voltage - Voc (V)	37.8	37.6	37.6	37.4
Short Circuit Current - Isc (A)	8.35	8.27	8.18	8.09
Maximum Power Voltage - Vmpp (V)	31.1	30.9	30.8	30.7
Maximum Power Current - Imp (A)	7.85	7.77	7.69	7.59

Normal Operating Cell Temperature(NOCT) : irradiance 800W/m²; wind speed 1 m/s, ambient temperature 20°C. Measuring Tolerance: ±3%.

Temperature Characteristics

NOCT	45°C (±2°C)
Voltage Temperature Coefficient	-0.29%/°C
Current Temperature Coefficient	+0.05%/°C
Power Temperature Coefficient	-0.39%/°C

Maximum Ratings

Maximum System Voltage [V]	1000
Series Fuse Rating [A]	20

Material Characteristics

Dimensions	1662×1002×35mm (L×W×H)
Weight	18.6kg
Frame	Black anodized aluminum profile
Front Glass	White toughened safety glass, 3.2 mm
Cell Encapsulation	EVA (Ethylene-Vinyl-Acetate)
Back Sheet	Composite film
Cells	6×10 pieces monocrystalline solar cells series strings
Junction Box	IP ₆₇ , 3 diodes
Cable&Connector	Length 900 mm, 1×4 mm ² , compatible with MC4

Packaging

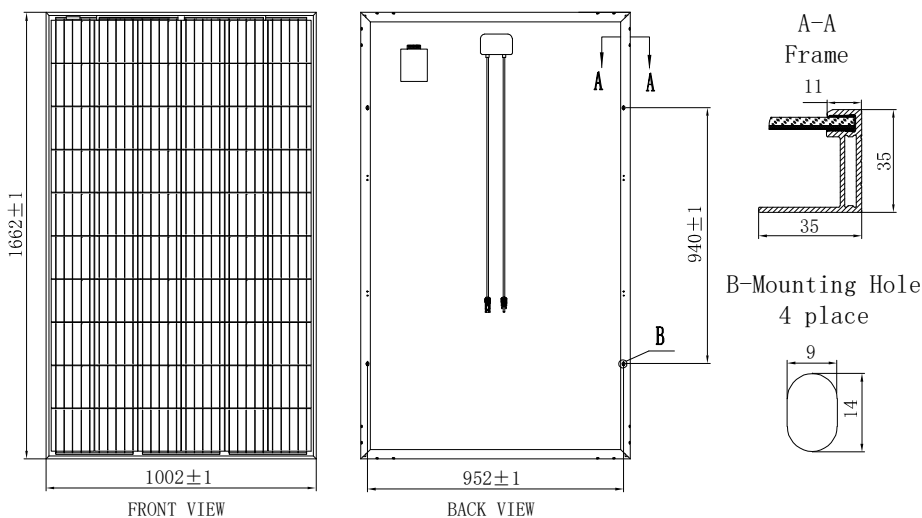
Dimensions(L×W×H)	1700×1125×1132mm
Container20'	372
Container40'	868
Container40'HC	938

System Design

Temperature Range	-40 °C to + 85 °C
Withstanding Hail	Maximum diameter of 25 mm with impact speed of 23 m·s ⁻¹
Maximum Surface Load	5,400 Pa
Application class	class A

Dimensions

Note: mm



IV-Curves

